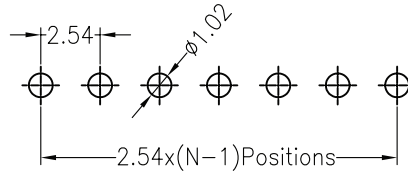


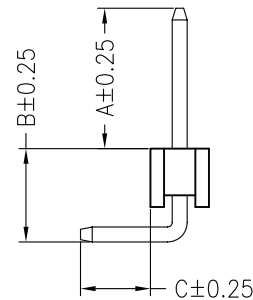
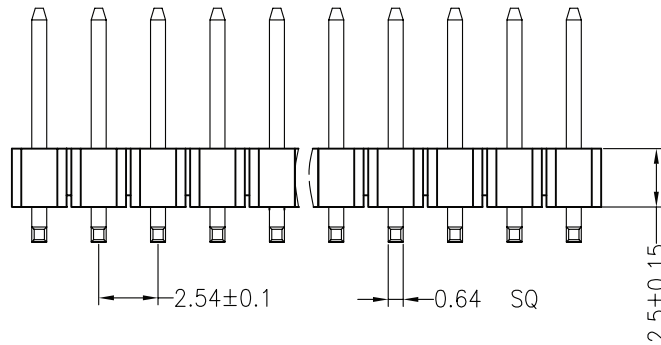
Recommended P.C.B Layout (Top Side)
(PCB BOARD TOLERANCE ± 0.05)



SPECIFICATIONS

Rated Current: 3.0AMP
 Contact Resistance: 20mΩ Max
 Withstand Voltage: 1000V AC/DC
 Insulation Resistance: 1000MΩ Min
 Operation Temperature: -40°C to +105°C

Contact Material: Brass
 Contact Plating: Au Over Ni
 Insulator Material: Polyester (UL94V-0)
 Standard: PA6T
 Max. Processing Temp: 230°C for 30-60 seconds
 (260°C for 10 seconds)



General description of ordering code

Dimension antitheses list			
ITEM	C	A	B
Standard	3.00	6.00	4.40
Alternate			

FAMILY	PITCH	N° ROWS	N° PIN P.R.	VERSION	CLIP PLATING	HEIGHT	OPTION	SP_code*	TYPE	PACKAGE
PH	254	1	XX	R [right angle]	F [flash gold]	XXX [length A]	A [insulator 2,5]	--	00	T [tube]
					C [gold 5u]					V [bag/tray]
					G [gold 10u]					

*SP_code=Alternate custom



euro-conn



RoHS Compliant
 FILE N. E356435

UNITS: mm

SHEET SIZE: ISO A4

SCALE:

> 0 ~ 3

> 3 ~ 18

> 18 ~ 50

> 50 ~ 120

± 0.12

± 0.15

± 0.3

± 0.5



First angle projection

PIN HEADER